



## PRO-X44AV 2-WAY DIE-CAST MINI SPEAKER

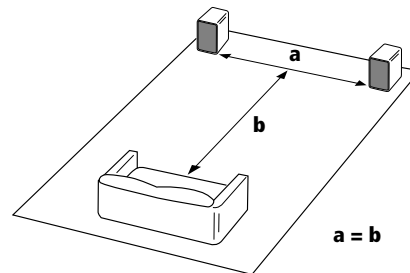
Your RCA PRO-X44AV 2-Way Die-Cast Mini Speaker is small in size, but not in sound! Its high-compliance woofer accurately tracks signals to provide outstanding bass, while the balance drive tweeter produces crisp, detailed highs.

Your speaker's acoustic design matches the woofer and tweeter with the enclosure and damping materials, resulting in amazingly smooth and broad frequency response.

Your PRO-X44AV can handle up to 30 watts of power. The speaker is magnetically shielded so you can safely place it next to your television or monitor.

with speaker placement until you find the location that provides the best sound for your needs.

If you are using another speaker with your PRO-X44AV, for the best stereo image, the distance between your speakers should be about equal to the distance from the main listening area to a point halfway between the speakers.



### SPEAKER PLACEMENT

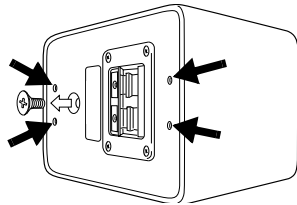
Location and position are vital to your speaker's performance. The ideal location is on a table or shelf positioned near the corner of a room. A shelf attached to a wooden wall (or some other acoustically hard surface) greatly reinforces the speaker's sound quality. If possible, place the front edge of the speaker flush with the front edge of the shelf. For the best sound, avoid floor locations; floor coverings can absorb much of the sound.

If you must place your speakers farther apart, turn them slightly inward.

You can mount your PRO-X44AV on a wall, under a shelf, or on a ceiling using optional speaker brackets (available at your local RadioShack store). Or, you can use a 1/4-inch wall-mount speaker bracket. Follow the instructions provided with the brackets.

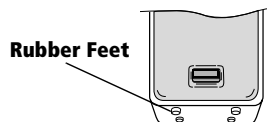
We recommend that you play a familiar, wide-range recording and experiment

**Note:** When you use the 1/4-inch wall-mount bracket, remove the screw on the back panel of the speaker so you can thread the ball shaft. For any other type of mounting bracket, use the mounting holes (indicated by the arrows) and leave the screw in place.



## ATTACHING THE RUBBER FEET

Rubber feet are supplied with your speaker so it will not scratch your furniture. With the thicker feet (marked A) positioned toward the front corners of the speaker and the thinner feet (marked B) positioned toward the back corners, remove the paper backing and press all four feet onto the bottom of the speaker.



## CONNECTIONS

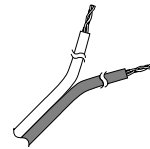
With the speaker placed at the desired location, measure the distance from the speaker to the amplifier. Use 18-gauge speaker wire for a distance of 50 feet or less. For a distance greater than 50 feet, use a heavier 16-gauge wire.

For the maximum bass response and overall best performance, connect the speaker in phase (- to - and + to +).

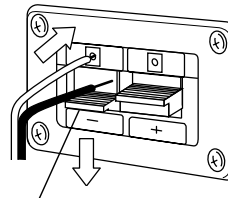
Speaker wire is either color-coded, with a different color on each side, or coded with a ridge or stripe on one side to identify the wire's different sides, making the connection process easier. RadioShack stores sell speaker wire to meet most needs.

Follow these steps to prepare the wire and connect the speaker.

1. Separate the wire conductors for a length of about 2 inches, then remove about 1/2 inch of insulation from the wire's ends using a wire stripper.



2. Push down the speaker's black tab to open the negative (-) terminal and insert one of the wire's conductors. Release the tab.



3. Push down the speaker's red tab to open the positive (+) terminal and insert the wire's other conductor. Release the tab.
4. Using the speaker wire's coding as a guide, connect the other end of the speaker wire to the amplifier's corresponding (right or left) speaker terminals.

## CARE AND MAINTENANCE

Your PRO-X44AV 2-Way Die-Cast Mini Speaker is an example of superior design and craftsmanship. The following suggestions will help you care for your speaker so you can enjoy it for years.



Keep the speaker dry. If it gets wet, wipe it dry immediately. Liquids might contain minerals that can corrode the electronic circuits.



Use and store the speaker only in normal temperature environments. Temperature extremes can shorten the life of electronic devices and distort or melt plastic parts.



Keep the speaker away from dust and dirt, which can cause premature wear of parts.



Handle the speaker gently and carefully. Dropping it can damage circuit boards and cases and can cause the speaker to work improperly.



Wipe the speaker with a damp cloth occasionally to keep it looking new. Do not use harsh chemicals, cleaning solvents, or strong detergents to clean the speaker.

**Caution:** You might permanently damage your speaker by cleaning it with a vacuum cleaner. Instead, use a feather duster or a soft cloth.

Modifying or tampering with the speaker's internal components can cause a malfunction and might invalidate its warranty.

## Troubleshooting

This speaker system has been manufactured to the specifications of RadioShack and is covered by a limited warranty from RadioShack. If your speaker system is not operating as it should, take it to your local RadioShack store or call 1-800-THE-SHACK for assistance.

## SPECIFICATIONS

Frequency Response .....	90–20,000 Hz
Power Handling .....	50 Watts (RMS)
Maximum Power .....	100 Watts
Impedance .....	8 Ohms (Nominal)
Speaker Complement: .....	4-Inch Paper-Cone Woofer and 1-Inch Soft-Dome Tweeter
Dimensions (HWD): .....	7 <sup>1</sup> / <sub>8</sub> × 4 <sup>7</sup> / <sub>16</sub> × 4 <sup>9</sup> / <sub>16</sub> Inches (182 × 112 × 116 mm)
Weight .....	2 lb 14 oz (1.3 kg)

Specifications are typical; individual units might vary. Specifications are subject to change and improvement without notice.

### Limited Five-Year Warranty

This product is warranted by RadioShack against manufacturing defects in material and workmanship under normal use for five (5) years from the date of purchase from RadioShack company-owned stores and authorized RadioShack franchisees and dealers. EXCEPT AS PROVIDED HEREIN, RadioShack MAKES NO EXPRESS WARRANTIES AND ANY IMPLIED WARRANTIES, INCLUDING THOSE OF MERCHANTABILITY AND FITNESS FOR A PARTICULAR PURPOSE, ARE LIMITED IN DURATION TO THE DURATION OF THE WRITTEN LIMITED WARRANTIES CONTAINED HEREIN. EXCEPT AS PROVIDED HEREIN, RadioShack SHALL HAVE NO LIABILITY OR RESPONSIBILITY TO CUSTOMER OR ANY OTHER PERSON OR ENTITY WITH RESPECT TO ANY LIABILITY, LOSS OR DAMAGE CAUSED DIRECTLY OR INDIRECTLY BY USE OR PERFORMANCE OF THE PRODUCT OR ARISING OUT OF ANY BREACH OF THIS WARRANTY, INCLUDING, BUT NOT LIMITED TO, ANY DAMAGES RESULTING FROM INCONVENIENCE, LOSS OF TIME, DATA, PROPERTY, REVENUE, OR PROFIT OR ANY INDIRECT, SPECIAL, INCIDENTAL, OR CONSEQUENTIAL DAMAGES, EVEN IF RadioShack HAS BEEN ADVISED OF THE POSSIBILITY OF SUCH DAMAGES.

Some states do not allow the limitations on how long an implied warranty lasts or the exclusion of incidental or consequential damages, so the above limitations or exclusions may not apply to you.

In the event of a product defect during the warranty period, take the product and the RadioShack sales receipt as proof of purchase date to any RadioShack store. RadioShack will, at its option, unless otherwise provided by law: (a) correct the defect by product repair without charge for parts and labor; (b) replace the product with one of the same or similar design; or (c) refund the purchase price. All replaced parts and products, and products on which a refund is made, become the property of RadioShack. New or reconditioned parts and products may be used in the performance of warranty service. Repaired or replaced parts and products are warranted for the remainder of the original warranty period. You will be charged for repair or replacement of the product made after the expiration of the warranty period.

This warranty does not cover: (a) damage or failure caused by or attributable to acts of God, abuse, accident, misuse, improper or abnormal usage, failure to follow instructions, improper installation or maintenance, alteration, lightning or other incidence of excess voltage or current; (b) any repairs other than those provided by a RadioShack Authorized Service Facility; (c) consumables such as fuses or batteries; (d) cosmetic damage; (e) transportation, shipping or insurance costs; or (f) costs of product removal, installation, set-up service adjustment or reinstallation.

This warranty gives you specific legal rights, and you may also have other rights which vary from state to state.  
RadioShack Customer Relations, 200 Taylor Street, 6th Floor, Fort Worth, TX 76102

*We Service What We Sell*

04/99

**RadioShack**  
**A Division of Tandy Corporation**  
**Fort Worth, Texas 76102**

08A99

Cat. No. 40-5001/5002  
Printed in Malaysia